



### 4001 CORD DRAW TRACK SYSTEM

Ceiling or Wall Mount,  
Pinch Pleat & Ripplefold

4001 REV January 1, 2017

**ACCOUNT #**

Company: \_\_\_\_\_ Contact: \_\_\_\_\_ Date: \_\_\_\_\_  
 Street address: \_\_\_\_\_ Person to contact with technical questions: \_\_\_\_\_  
 City: \_\_\_\_\_ State: \_\_\_\_\_ Zip: \_\_\_\_\_ PO: \_\_\_\_\_ Ph: \_\_\_\_\_ Fx: \_\_\_\_\_  
 E-mail: \_\_\_\_\_ (required for shipping confirmation)  
 Ship to: (if different from above) \_\_\_\_\_ Attn: \_\_\_\_\_  
 Street: \_\_\_\_\_ City: \_\_\_\_\_ State: \_\_\_\_\_ Zip: \_\_\_\_\_

**PLEASE COMPLETE ITEMS 1 THROUGH 5.** For assistance, call Customer Service at 800.343.4542 or 704.866.0650.

**1** Total number of tracks to be made to these specifications  (Use another order form for tracks with different specifications)  
 Is this build a double track?  Yes  No

**2 TRACK INFORMATION** LENGTH  ft.  in. TRACK COLOR:  White  Brown  Ceiling Mount  Wall Mount

**3 DRAW**  1-WAY LEFT  1-WAY RIGHT  CENTER DRAW  Right Cord  Left Cord  
 CORD COLOR:  Brown  White CORD DROP LENGTH: \_\_\_\_\_"

**4 DRAPERY STYLE**  PINCH PLEAT CP10 Carriers COLOR OF CARRIERS  Brown  White  RIPPLEFOLD (R1100) 100% Fullness - Friction Carrier  BUTT MASTER Ripplefold only  
 NUMBER OF CARRIERS: \_\_\_\_\_  RIPPLEFOLD (R2100) 100% Fullness - Roller Carrier  OVERLAP MASTER

**5** READ THE TERMS OF SALE on the Custom Solutions Payment Form on page 2, sign and submit along with your signed forms.

**SPECIAL INSTRUCTIONS:**

**Price Information | Track System 4001: Cord Draw**

LENGTH	48"	96"	144"	192"	216"
Pinch Pleat	\$71.00	\$97.00	\$125.00	\$151.00	\$173.00
<i>Item #</i>	CSC1/48	CSC1/96	CSC1/144	CSC1/192	CSC1/216
Ripplefold - Friction	\$76.00	\$103.00	\$132.00	\$160.00	\$182.00
<i>Item #</i>	CSC2/48	CSC2/96	CSC2/144	CSC2/192	CSC2/216
Ripplefold - Roller	\$79.00	\$108.00	\$140.00	\$170.00	\$193.00
<i>Item #</i>	CSC3/48	CSC3/96	CSC3/144	CSC3/192	CSC3/216

LARGER PROJECTION BRACKETS & RETURN PLATES / EXTENDERS MAY BE PURCHASED SEPARATELY.

Length of Track	48"	96"	144"	192"	216"
Brackets Included	3	4	5	5	6

**SHIPPING** - Tracks up to 102" in length are typically shipped FedEx Ground®. Packaged shipments over 108" in length and / or with a length and girth over 130" (length + width + height) must ship via truck freight.

**NOTE** - If brown track is chosen, brown components will be used in the build unless otherwise noted.



**Rowley Company**  
 230 Meek Road / Gastonia / NC / 28056  
 Phone: (toll-free) 800-343-4542 / (local) 704-866-0650  
 Fax: (toll-free) 800-554-0407 / (local) 704-868-9787  
 © 2017 Rowley Company, LLC

\_\_\_\_\_  
 Signature of purchaser / cardholder Date





FORMS | www.RowleyCompany.com/content/customsolutions.asp



## PAYMENT FORM

To place a Custom Solutions Label, Shade or Track System order, you must complete and sign the below payment form along with the applicable system build form. You may fax your completed forms to 1.800.554.0407 or mail them to Rowley Company, 230 Meek Road, Gastonia, NC 28056.

For additional order forms, visit [www.RowleyCompany.com/Content/CustomSolutions.asp](http://www.RowleyCompany.com/Content/CustomSolutions.asp).

<input type="checkbox"/> <b>RUSH ORDER</b> (25% surcharge on the entire order) <b>24 HOUR TURNAROUND</b> (business days only)  *Order of 11 pieces or more may not be available for RUSH.  <input type="checkbox"/> <b>OVERNIGHT SHIPPING</b> (additional freight will apply)	<table border="1" style="width: 100%; border-collapse: collapse;"> <tr> <td style="width: 30%; padding: 5px;">SHIPPING VIA</td> <td style="padding: 5px;">Tracks up to 102" in length are typically shipped FedEx Ground®. Packaged shipments over 108" in length and / or with a length and girth over 130" (length + width + height) must ship via truck freight. Truck Freight, rates typically start at \$90 per shipment and will vary by location.</td> </tr> </table> <div style="display: flex; justify-content: space-around; margin-top: 10px;"> <div style="text-align: center;">   <input type="checkbox"/> </div> <div style="text-align: center;">   <input type="checkbox"/> </div> <div style="text-align: center;">   <input type="checkbox"/> </div> <div style="text-align: center;">   <input type="checkbox"/> </div> </div> <p style="text-align: right; margin-right: 20px;">(circle one)</p> <p>CREDIT CARD # - LAST 4 DIGITS</p> <table border="1" style="width: 100%; border-collapse: collapse; margin-bottom: 5px;"> <tr> <td style="width: 25px; height: 20px;"></td> <td style="width: 25px; height: 20px;"></td> <td style="width: 25px; height: 20px;"></td> <td style="width: 25px; height: 20px;"></td> </tr> </table> <p style="font-size: small;">I authorize Rowley Company to charge the credit card above for all of my orders submitted to Rowley Company. I have read, understood and agree to the Terms of Sale on this payment form.</p> <div style="display: flex; justify-content: space-between; margin-top: 20px;"> <div style="width: 60%;"> <p>EXPIRATION DATE</p> <table border="1" style="width: 100%; border-collapse: collapse;"> <tr> <td style="width: 25px; height: 20px;"></td> <td style="width: 25px; height: 20px;"></td> <td style="width: 25px; height: 20px;"></td> <td style="width: 25px; height: 20px;"></td> </tr> </table> <p>SECURITY CODE</p> <table border="1" style="width: 100%; border-collapse: collapse;"> <tr> <td style="width: 25px; height: 20px;"></td> <td style="width: 25px; height: 20px;"></td> <td style="width: 25px; height: 20px;"></td> <td style="width: 25px; height: 20px;"></td> </tr> </table> <p style="font-size: x-small; margin-top: 5px;">MC, Visa, Disc.: 3 digits AMEX: 4 digits</p> </div> </div>	SHIPPING VIA	Tracks up to 102" in length are typically shipped FedEx Ground®. Packaged shipments over 108" in length and / or with a length and girth over 130" (length + width + height) must ship via truck freight. Truck Freight, rates typically start at \$90 per shipment and will vary by location.												
SHIPPING VIA	Tracks up to 102" in length are typically shipped FedEx Ground®. Packaged shipments over 108" in length and / or with a length and girth over 130" (length + width + height) must ship via truck freight. Truck Freight, rates typically start at \$90 per shipment and will vary by location.														

<p style="text-align: center;"><b>Credit Card Billing Address</b> (if different than ship to address)</p> <p>Complete name of card holder _____</p> <p>Street address _____</p> <p>City _____ State _____ Zip _____</p> <p>Home phone _____</p> <p>E-mail _____</p>	<table border="1" style="width: 100%; border-collapse: collapse;"> <tr> <td style="width: 30px; height: 30px; vertical-align: top;"><input type="checkbox"/></td> <td style="padding: 2px;">Ship and apply to my pre-approved Net 30 account. <b>Account #</b> _____</td> </tr> </table> <p>The price of the custom build includes all parts, labor and packaging, but does not include sales tax where applicable or shipping charges, for which the receiver is responsible. All orders will ship within five business days from confirmation of order with satisfactory payment arrangements. Rush orders will ship within 24 hours from the receipt of order with a \$10 per shade or track rush charge. Rush orders must be clearly marked "Rush" otherwise standard turnaround will apply. Freight is additional. Terms: Net 30 days to pre-approved accounts only or credit card. Prices, design and availability are subject to change or withdrawal without notice.</p> <p>_____</p> <p style="display: flex; justify-content: space-between;"> <span>Signature of purchaser / cardholder</span> <span>Date</span> </p>	<input type="checkbox"/>	Ship and apply to my pre-approved Net 30 account. <b>Account #</b> _____
<input type="checkbox"/>	Ship and apply to my pre-approved Net 30 account. <b>Account #</b> _____		

### TERMS OF SALE WARRANTIES BY ROWLEY COMPANYY

Rowley Company agrees to repair or replace, free of charge, any Custom Solutions Shade or Track System that due to faulty parts or workmanship in the assembled Shade or Track System is returned freight pre-paid to Rowley Company within ninety (90) days of delivery. The parts in the system are covered by a ten-year warranty. These warranties do not cover systems that have been subjected to abuse.

Orders for Custom Solutions Label, Shade or Track Systems are not cancelable and cannot be altered. Custom Solution Label, Shade or Track Systems are not returnable for any reason except warranty repair, as described above. The buyer verifies that all sizes and other specifications are correct. A Custom Solutions Shade or Track System will be custom-built to the size and other specifications written on the system order form. Rowley Company will repair or replace without charge any Custom Solutions Shade or Track System that is not made correctly to those specifications. **THE CUSTOMER WILL BE CHARGED FOR ANY REPAIRS OR REPLACEMENT NECESSITATED BY AN ERROR IN THE MEASUREMENT OR OTHER SPECIFICATIONS.**

**OWNERSHIP:** All orders are F.O.B. Rowley Company; the buyer owns the shipment as soon as it leaves the Rowley Company loading dock. In the event of damaged shipment, the buyer must accept the shipment and place a claim with the carrier. Prices quoted include all parts, labor and packaging for all Custom Solutions Shade or Track Systems. The buyer is responsible for shipping costs.

**Rowley Company**  
 230 Meek Road / Gastonia / NC / 28056  
 Phone: (toll-free) 800-343-4542 / (local) 704-866-0650  
 Fax: (toll-free) 800-554-0407 / (local) 704-868-9787  
 © 2017 Rowley Company, LLC

FORMS | [RowleyCompany.com/Content/CustomSolutions.asp](http://RowleyCompany.com/Content/CustomSolutions.asp)