



# EZ RISE CORDLESS ROMAN SHADES

EZ Rise Roman REV January 1, 2017

Encased Lift Cord or 6" Lift Band  
**BUILDS DO NOT INCLUDE LIFT CORD.**  
 12" cords will be supplied and show routing only.

<b>ACCOUNT #</b>
------------------

Company: _____	Contact: _____	Date: _____
Street address: _____		Person to contact with technical questions: _____
City: _____	State: _____	Zip: _____ PO: _____ Ph: _____ Fx: _____
E-mail: _____ (required for shipping confirmation)		
Ship to: (if different from above) _____		Attn: _____
Street: _____	City: _____	State: _____ Zip: _____

**PLEASE COMPLETE ITEMS 1 THROUGH 9.** For assistance, call Customer Service at 800.343.4542 or 704.866.0650.

**1** Total number of shades to be made to these specifications →  (Use another order form for shades with different specifications)



**2** SHADE WEIGHT: Include the weight of the fabric, lining, stiffeners & bottom weights.

**3** SPRING SIZE  RS18  RS20  RS22  RS24  RS26  RS28  
*\* Please reference the chart on page 155.*


**4** TYPE OF BRACKETS  SLOTTED  WHEELED

**5** TYPE OF LIFTING MATERIAL  ENCASED LIFT CORD TUBE / TAPE  6" LIFT BAND

**6** EXACT SHADE DIMENSIONS in inches. **We do not make any additional deductions.**  
**We do not accept roller spring orders for shades wider than 96" or taller than 96".**  
**NOTE: Minimum width is 18".**

WIDTH  max. 96"	HEIGHT  max. 96"
---	--

**7** NUMBER OF COLUMNS OF LIFTING MATERIAL.  COLUMNS  
 INDICATE THE DISTANCES BETWEEN EACH COLUMN OF LIFTING MATERIAL ON THE SHADE.  
 NOTE: **Minimum spacing for Lift Band = 8"; Encased Lift Cord = 7".** Your headrail will be built according to the measurements you provide on the chart below. Your sketch doesn't have to be to scale, but THE NUMBERS MUST BE ACCURATE to the nearest 1/8". Draw vertical lines to show the columns of encased lift cord. Be sure to include every column, including those close to the edges of the headrail. The first two columns are sketched for you. Write the measurements to indicate the distance between each column of encased lift cord and the next. CHECK THAT THESE MEASUREMENTS ADD UP TO THE EXACT SHADE WIDTH IN ITEM 6.



**8** SHADE MOUNTING: Shades are typically mounted over the front of the operating system. Indicate if you plan to mount to the back of the operating system by checking the box.  
*No additional charge.*  FRONT MOUNT STANDARD  REVERSE MOUNT

**9** READ THE TERMS OF SALE on the Custom Solutions Payment Form on page 2, sign and submit along with your signed forms.

**Price Information | EZ Rise Cordless Roman Shade System**

STOCK#	WIDTH UP TO	SHIPPING VIA	PRICE
CS13/30	30"	FedEx Ground®	\$90.00
CS13/48	48"	FedEx Ground®	\$95.00
CS13/66	66"	FedEx Ground®	\$100.00

STOCK#	WIDTH UP TO	SHIPPING VIA	PRICE
CS13/72	72"	FedEx Ground®	\$105.00
CS13/90	90"	FedEx Ground®	\$110.00
CS13/96	96"	Truck Freight	\$115.00

\* Builds do not include lift cord. Remember to order lift cord if needed.


**Rowley Company**  
 230 Meek Road / Gastonia / NC / 28056  
 Phone: (toll-free) 800-343-4542 / (local) 704-866-0650  
 Fax: (toll-free) 800-554-0407 / (local) 704-868-9787  
 © 2017 Rowley Company, LLC

\_\_\_\_\_  
 Signature of purchaser / cardholder Date

FORMS | RowleyCompany.com/Content/CustomSolutions.asp

AWC-REVISED 1.2.8 Roman Shade Head

**WARNING**



This product contains accessible cords on the back. Accessible cords on the back of Roman Shade shades can be pulled back to form a loop, which can strangle a young child.

- Children can climb furniture to access lift cords. Move cribs, playpens, and other furniture away from window coverings.





**WARNING**



## PAYMENT FORM

To place a Custom Solutions Label, Shade or Track System order, you must complete and sign the below payment form along with the applicable system build form. You may fax your completed forms to 1.800.554.0407 or mail them to Rowley Company, 230 Meek Road, Gastonia, NC 28056.

For additional order forms, visit [www.RowleyCompany.com/Content/CustomSolutions.asp](http://www.RowleyCompany.com/Content/CustomSolutions.asp).

<input type="checkbox"/> <b>RUSH ORDER</b> (25% surcharge on the entire order) <b>24 HOUR TURNAROUND</b> (business days only)  *Order of 11 pieces or more may not be available for RUSH.  <input type="checkbox"/> <b>OVERNIGHT SHIPPING</b> (additional freight will apply)	<table border="1" style="width: 100%; border-collapse: collapse;"> <tr> <td style="width: 30%; padding: 5px;"> <b>SHIPPING VIA</b> </td> <td style="padding: 5px;">                     Tracks up to 102" in length are typically shipped FedEx Ground®. Packaged shipments over 108" in length and / or with a length and girth over 130" (length + width + height) must ship via truck freight. Truck Freight, rates typically start at \$90 per shipment and will vary by location.                 </td> </tr> </table> <div style="display: flex; justify-content: space-around; margin-top: 10px;"> <div style="text-align: center;">  </div> <div style="text-align: center;">  </div> <div style="text-align: center;">  </div> <div style="text-align: center;">  </div> </div> <p style="text-align: right; margin-right: 50px;">(circle one)</p> <p>CREDIT CARD # - LAST 4 DIGITS</p> <table border="1" style="width: 100%; height: 20px; border-collapse: collapse;"> <tr> <td style="width: 25%;"></td> <td style="width: 25%;"></td> <td style="width: 25%;"></td> <td style="width: 25%;"></td> </tr> </table> <p style="font-size: small;">I authorize Rowley Company to charge the credit card above for all of my orders submitted to Rowley Company. I have read, understood and agree to the Terms of Sale on this payment form.</p> <div style="display: flex; justify-content: space-between; margin-top: 20px;"> <div style="width: 60%;"> <p>EXPIRATION DATE</p> <table border="1" style="width: 100%; height: 20px; border-collapse: collapse;"> <tr> <td style="width: 25%;"></td> <td style="width: 25%;"></td> <td style="width: 25%;"></td> <td style="width: 25%;"></td> </tr> </table> <p>SECURITY CODE</p> <table border="1" style="width: 100%; height: 20px; border-collapse: collapse;"> <tr> <td style="width: 25%;"></td> <td style="width: 25%;"></td> <td style="width: 25%;"></td> <td style="width: 25%;"></td> </tr> </table> <p style="font-size: x-small; margin-top: 5px;">MC, Visa, Disc.: 3 digits AMEX: 4 digits</p> </div> </div>	<b>SHIPPING VIA</b>	Tracks up to 102" in length are typically shipped FedEx Ground®. Packaged shipments over 108" in length and / or with a length and girth over 130" (length + width + height) must ship via truck freight. Truck Freight, rates typically start at \$90 per shipment and will vary by location.												
<b>SHIPPING VIA</b>	Tracks up to 102" in length are typically shipped FedEx Ground®. Packaged shipments over 108" in length and / or with a length and girth over 130" (length + width + height) must ship via truck freight. Truck Freight, rates typically start at \$90 per shipment and will vary by location.														

<p style="text-align: center;"><b>Credit Card Billing Address</b> (if different than ship to address)</p> <p>Complete name of card holder _____</p> <p>Street address _____</p> <p>City _____ State _____ Zip _____</p> <p>Home phone _____</p> <p>E-mail _____</p>	<table border="1" style="width: 100%; border-collapse: collapse;"> <tr> <td style="width: 30%; padding: 5px;"> <input type="checkbox"/> Ship and apply to my pre-approved Net 30 account.  <b>Account #</b> _____                 </td> </tr> </table> <p>The price of the custom build includes all parts, labor and packaging, but does not include sales tax where applicable or shipping charges, for which the receiver is responsible. All orders will ship within five business days from confirmation of order with satisfactory payment arrangements. Rush orders will ship within 24 hours from the receipt of order with a \$10 per shade or track rush charge. Rush orders must be clearly marked "Rush" otherwise standard turnaround will apply. Freight is additional. Terms: Net 30 days to pre-approved accounts only or credit card. Prices, design and availability are subject to change or withdrawal without notice.</p> <p>_____</p> <p style="text-align: center;">Signature of purchaser / cardholder <span style="float: right;">Date</span></p>	<input type="checkbox"/> Ship and apply to my pre-approved Net 30 account. <b>Account #</b> _____
<input type="checkbox"/> Ship and apply to my pre-approved Net 30 account. <b>Account #</b> _____		

### TERMS OF SALE WARRANTIES BY ROWLEY COMPANYY

Rowley Company agrees to repair or replace, free of charge, any Custom Solutions Shade or Track System that due to faulty parts or workmanship in the assembled Shade or Track System is returned freight pre-paid to Rowley Company within ninety (90) days of delivery. The parts in the system are covered by a ten-year warranty. These warranties do not cover systems that have been subjected to abuse.

Orders for Custom Solutions Label, Shade or Track Systems are not cancelable and cannot be altered. Custom Solution Label, Shade or Track Systems are not returnable for any reason except warranty repair, as described above. The buyer verifies that all sizes and other specifications are correct. A Custom Solutions Shade or Track System will be custom-built to the size and other specifications written on the system order form. Rowley Company will repair or replace without charge any Custom Solutions Shade or Track System that is not made correctly to those specifications. **THE CUSTOMER WILL BE CHARGED FOR ANY REPAIRS OR REPLACEMENT NECESSITATED BY AN ERROR IN THE MEASUREMENT OR OTHER SPECIFICATIONS.**

**OWNERSHIP:** All orders are F.O.B. Rowley Company; the buyer owns the shipment as soon as it leaves the Rowley Company loading dock. In the event of damaged shipment, the buyer must accept the shipment and place a claim with the carrier. Prices quoted include all parts, labor and packaging for all Custom Solutions Shade or Track Systems. The buyer is responsible for shipping costs.

**Rowley Company**  
 230 Meek Road / Gastonia / NC / 28056  
 Phone: (toll-free) 800-343-4542 / (local) 704-866-0650  
 Fax: (toll-free) 800-554-0407 / (local) 704-868-9787  
 © 2017 Rowley Company, LLC

FORMS | [RowleyCompany.com/Content/CustomSolutions.asp](http://RowleyCompany.com/Content/CustomSolutions.asp)