



ROLLER CLUTCH SOFT SHADE SYSTEM

SSRC REV January 1, 2017

Encased Lift Cord or 6" Lift Band
BUILDS DO NOT INCLUDE LIFT CORD.

12" cords will be supplied and show routing only.

ACCOUNT #

Company: _____	Contact: _____	Date: _____
Street address: _____		Person to contact with technical questions: _____
City: _____	State: _____	Zip: _____ PO: _____ Ph: _____ Fx: _____
E-mail: _____ (required for shipping confirmation)		
Ship to: (if different from above) _____		Attn: _____
Street: _____		City: _____ State: _____ Zip: _____

PLEASE COMPLETE ITEMS 1 THROUGH 10. For assistance, call Customer Service at 800.343.4542 or 704.866.0650.



1 Total number of shades to be made to these specifications (Use another order form for tracks with different specifications)

2 SHADE WEIGHT: Include the weight of the fabric, lining, stiffeners & bottom weights. **Maximum weight 15 lbs.**
NOTE: Outdoor systems are only available in shades under 8 lbs.

<input type="checkbox"/> UP TO 8 LBS <i>(On 1 1/2" tube)</i>	<input type="checkbox"/> UP TO 15 LBS. <i>(On 1 1/2" tube)</i>
<input type="checkbox"/> OUTDOOR SYSTEM	

3 TYPE OF LIFTING MATERIAL ENCASED LIFT CORD TUBE 10" LIFT BAND

4 EXACT SHADE DIMENSIONS in inches. **We do not make any additional deductions.**
NOTE: We do not accept roller clutch orders for shades wider than 144" or taller than 120". For larger shades use traversing system.

WIDTH  max. 144"	HEIGHT  max. 120"
---	--

5 CONTROL CORD POSITION: Choose either left or right side of shade.

LEFT SIDE RIGHT SIDE


6 PLASTIC BEAD CHAIN / CORD TENSIONER COLOR: Plastic bead chain is rated: 30 lbs.

WHITE OFF-WHITE OTHER _____

7 LENGTH OF CONTROL CHAIN LOOP: Standard drop lengths are 2', 3', 4', 5', 6'.
 For other drop lengths, call Customer Service.

SEE STANDARD SIZES AT LEFT FEET

8 NUMBER OF COLUMNS OF LIFTING MATERIAL ON THE SHADE.
 INDICATE THE DISTANCES BETWEEN EACH COLUMN OF LIFTING MATERIAL ON THE SHADE.
NOTE: Minimum spacing for Lift Band = 8"; Encased Lift Cord = 7". Your headrail will be built according to the measurements you provide on the chart below. Your sketch doesn't have to be to scale, but THE NUMBERS MUST BE ACCURATE to the nearest 1/8". Draw vertical lines to show the columns of encased lift cord. Be sure to include every column, including those close to the edges of the headrail. The first two columns are sketched for you. Write the measurements to indicate the distance between each column of encased lift cord and the next. CHECK THAT THESE MEASUREMENTS ADD UP TO THE EXACT SHADE WIDTH IN ITEM 4.



9 SHADE MOUNTING: Shades are typically mounted over the front of the operating system.
 Indicate if you plan to mount to the back of the operating system by checking the box.
No additional charge.

FRONT MOUNT REVERSE MOUNT
STANDARD


10 READ THE TERMS OF SALE on the Custom Solutions Payment Form on page 2, sign and submit along with your signed forms.

Price Information | Roller Clutch Shade System

STOCK#	WIDTH UP TO	SHIPPING VIA	PRICE
CS6/30	30"	FedEx Ground®	\$90.00
CS6/48	48"	FedEx Ground®	\$95.00
CS6/66	66"	FedEx Ground®	\$100.00
CS6/72	72"	FedEx Ground®	\$105.00

STOCK#	WIDTH UP TO	SHIPPING VIA	PRICE
CS6/90	90"	FedEx Ground®	\$110.00
CS6/104	104"	Truck Freight	\$120.00
CS6/120	120"	Truck Freight	\$135.00
CS6/144	144"	Truck Freight	\$145.00

* Builds do not include lift cord. Remember to order lift cord if needed.



Rowley Company
 230 Meek Road / Gastonia / NC / 28056
 Phone: (toll-free) 800-343-4542
 (local) 704-866-0650
 Fax: (toll-free) 800-554-0407
 (local) 704-868-9787
 © 2017 Rowley Company, LLC

 Signature of purchaser / cardholder Date





FORMS | RowleyCompany.com/Content/CustomSolutions.asp



PAYMENT FORM

To place a Custom Solutions Label, Shade or Track System order, you must complete and sign the below payment form along with the applicable system build form. You may fax your completed forms to 1.800.554.0407 or mail them to Rowley Company, 230 Meek Road, Gastonia, NC 28056.

For additional order forms, visit www.RowleyCompany.com/Content/CustomSolutions.asp.

<input type="checkbox"/> RUSH ORDER (25% surcharge on the entire order) 24 HOUR TURNAROUND (business days only) *Order of 11 pieces or more may not be available for RUSH. <input type="checkbox"/> OVERNIGHT SHIPPING (additional freight will apply)	<table border="1" style="width: 100%; border-collapse: collapse;"> <tr> <td style="width: 30%; padding: 5px;"> SHIPPING VIA </td> <td style="padding: 5px;"> Tracks up to 102" in length are typically shipped FedEx Ground®. Packaged shipments over 108" in length and / or with a length and girth over 130" (length + width + height) must ship via truck freight. Truck Freight, rates typically start at \$90 per shipment and will vary by location. </td> </tr> </table> <div style="display: flex; justify-content: space-around; margin-top: 10px;"> <div style="text-align: center;">  </div> <div style="text-align: center;">  </div> <div style="text-align: center;">  </div> <div style="text-align: center;">  </div> </div> <p style="text-align: right; margin-right: 50px;">(circle one)</p> <p>CREDIT CARD # - LAST 4 DIGITS</p> <table border="1" style="width: 100%; border-collapse: collapse; margin-bottom: 5px;"> <tr> <td style="width: 25px; height: 20px;"></td> <td style="width: 25px; height: 20px;"></td> <td style="width: 25px; height: 20px;"></td> <td style="width: 25px; height: 20px;"></td> </tr> </table> <p style="font-size: small;">I authorize Rowley Company to charge the credit card above for all of my orders submitted to Rowley Company. I have read, understood and agree to the Terms of Sale on this payment form.</p> <div style="display: flex; justify-content: space-between; margin-top: 20px;"> <div style="width: 60%;"> <p>EXPIRATION DATE</p> <table border="1" style="width: 100%; border-collapse: collapse; margin-bottom: 5px;"> <tr> <td style="width: 25px; height: 20px;"></td> <td style="width: 25px; height: 20px;"></td> <td style="width: 25px; height: 20px;"></td> <td style="width: 25px; height: 20px;"></td> </tr> </table> <p>SECURITY CODE</p> <table border="1" style="width: 100%; border-collapse: collapse; margin-bottom: 5px;"> <tr> <td style="width: 25px; height: 20px;"></td> <td style="width: 25px; height: 20px;"></td> <td style="width: 25px; height: 20px;"></td> <td style="width: 25px; height: 20px;"></td> </tr> </table> <p style="font-size: x-small; margin-top: 5px;">MC, Visa, Disc.: 3 digits AMEX: 4 digits</p> </div> </div>	SHIPPING VIA	Tracks up to 102" in length are typically shipped FedEx Ground®. Packaged shipments over 108" in length and / or with a length and girth over 130" (length + width + height) must ship via truck freight. Truck Freight, rates typically start at \$90 per shipment and will vary by location.												
SHIPPING VIA	Tracks up to 102" in length are typically shipped FedEx Ground®. Packaged shipments over 108" in length and / or with a length and girth over 130" (length + width + height) must ship via truck freight. Truck Freight, rates typically start at \$90 per shipment and will vary by location.														

<p style="text-align: center;">Credit Card Billing Address (if different than ship to address)</p> <p>Complete name of card holder _____</p> <p>Street address _____</p> <p>City _____ State _____ Zip _____</p> <p>Home phone _____</p> <p>E-mail _____</p>	<table border="1" style="width: 100%; border-collapse: collapse;"> <tr> <td style="width: 30px; height: 30px; vertical-align: top;"><input type="checkbox"/></td> <td style="padding: 2px;"> Ship and apply to my pre-approved Net 30 account. Account # _____ </td> </tr> </table> <p style="font-size: small; margin-top: 10px;">The price of the custom build includes all parts, labor and packaging, but does not include sales tax where applicable or shipping charges, for which the receiver is responsible. All orders will ship within five business days from confirmation of order with satisfactory payment arrangements. Rush orders will ship within 24 hours from the receipt of order with a \$10 per shade or track rush charge. Rush orders must be clearly marked "Rush" otherwise standard turnaround will apply. Freight is additional. Terms: Net 30 days to pre-approved accounts only or credit card. Prices, design and availability are subject to change or withdrawal without notice.</p> <p style="margin-top: 20px;">_____</p> <p style="text-align: center;">Signature of purchaser / cardholder Date</p>	<input type="checkbox"/>	Ship and apply to my pre-approved Net 30 account. Account # _____
<input type="checkbox"/>	Ship and apply to my pre-approved Net 30 account. Account # _____		

TERMS OF SALE WARRANTIES BY ROWLEY COMPANY

Rowley Company agrees to repair or replace, free of charge, any Custom Solutions Shade or Track System that due to faulty parts or workmanship in the assembled Shade or Track System is returned freight pre-paid to Rowley Company within ninety (90) days of delivery. The parts in the system are covered by a ten-year warranty. These warranties do not cover systems that have been subjected to abuse.

Orders for Custom Solutions Label, Shade or Track Systems are not cancelable and cannot be altered. Custom Solution Label, Shade or Track Systems are not returnable for any reason except warranty repair, as described above. The buyer verifies that all sizes and other specifications are correct. A Custom Solutions Shade or Track System will be custom-built to the size and other specifications written on the system order form. Rowley Company will repair or replace without charge any Custom Solutions Shade or Track System that is not made correctly to those specifications. **THE CUSTOMER WILL BE CHARGED FOR ANY REPAIRS OR REPLACEMENT NECESSITATED BY AN ERROR IN THE MEASUREMENT OR OTHER SPECIFICATIONS.**

OWNERSHIP: All orders are F.O.B. Rowley Company; the buyer owns the shipment as soon as it leaves the Rowley Company loading dock. In the event of damaged shipment, the buyer must accept the shipment and place a claim with the carrier. Prices quoted include all parts, labor and packaging for all Custom Solutions Shade or Track Systems. The buyer is responsible for shipping costs.

Rowley Company
 230 Meek Road / Gastonia / NC / 28056
 Phone: (toll-free) 800-343-4542 / (local) 704-866-0650
 Fax: (toll-free) 800-554-0407 / (local) 704-868-9787
 © 2017 Rowley Company, LLC

FORMS | RowleyCompany.com/Content/CustomSolutions.asp